

1

www.sse.com.cn

2

3

4

5

2022
5.00

506,347,879
253,173,939.50

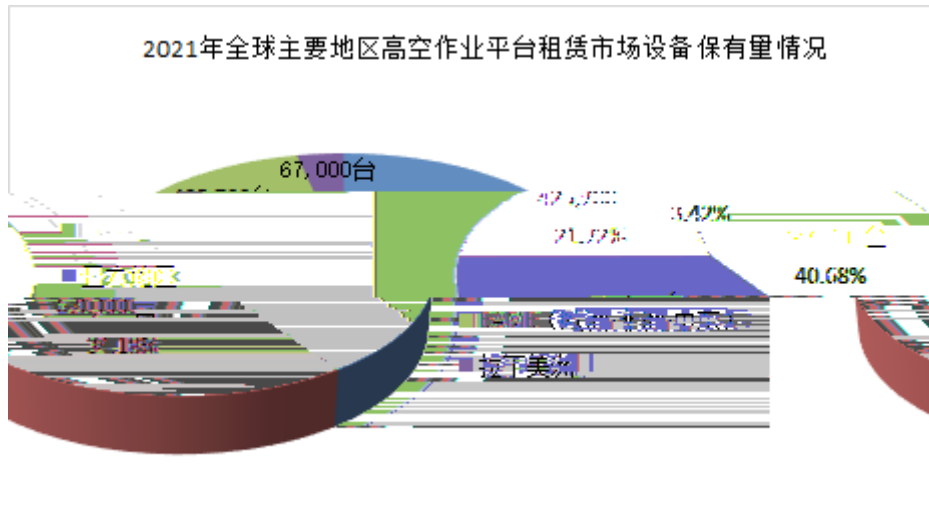
10

1

			603338	

--	--	--	--	--

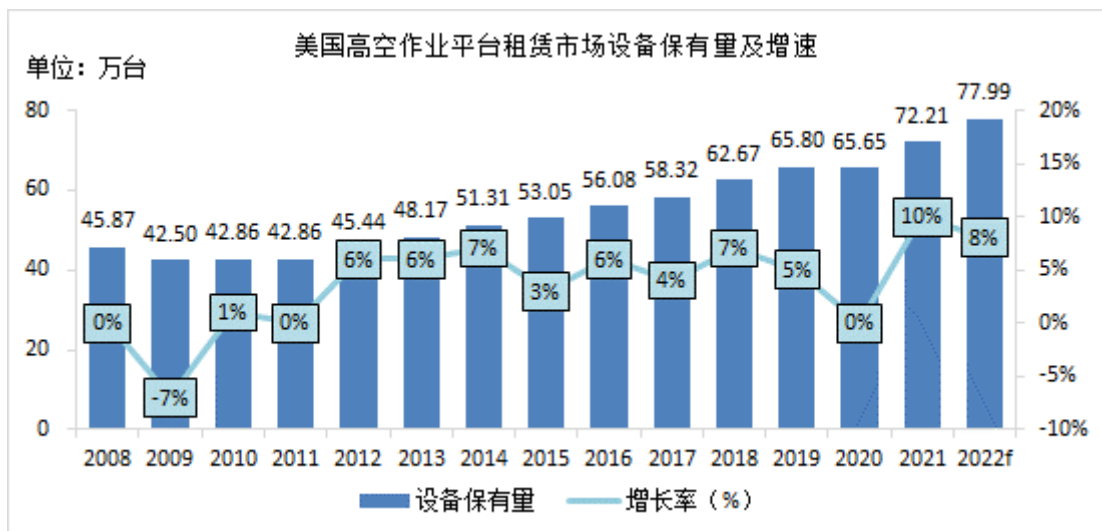
40.68% 34.18% EAME - - 21.72%

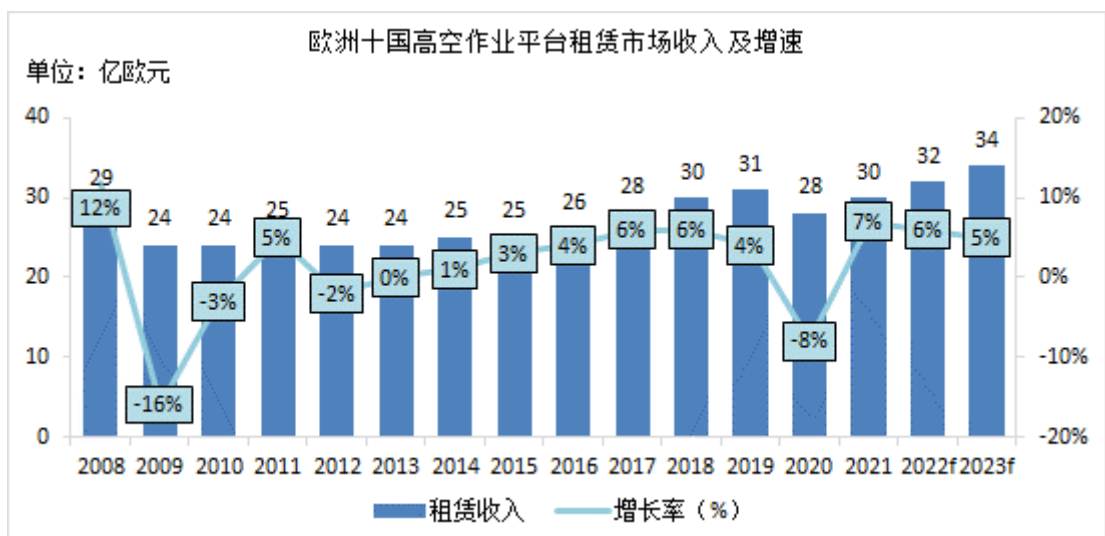
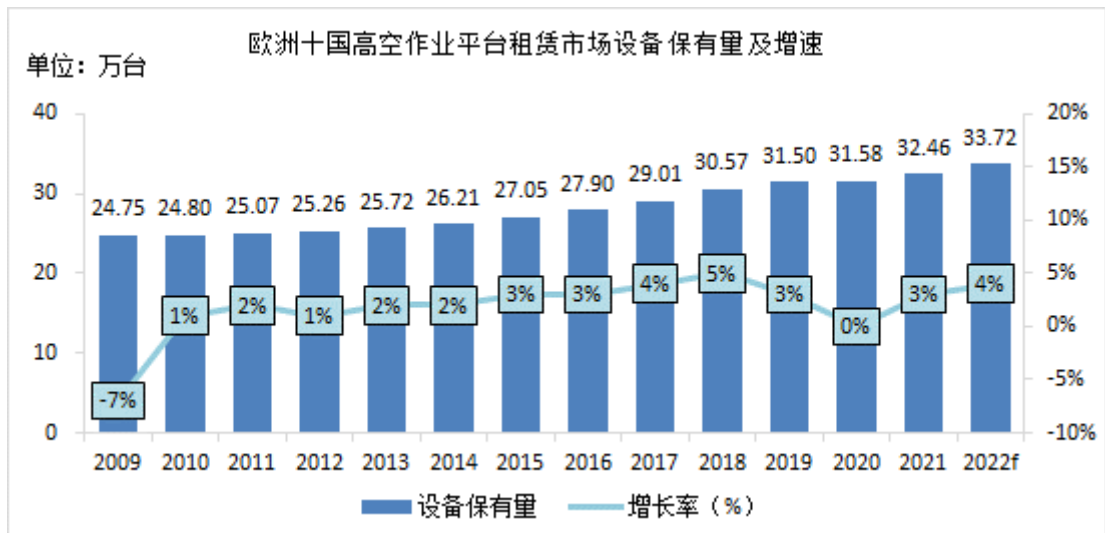
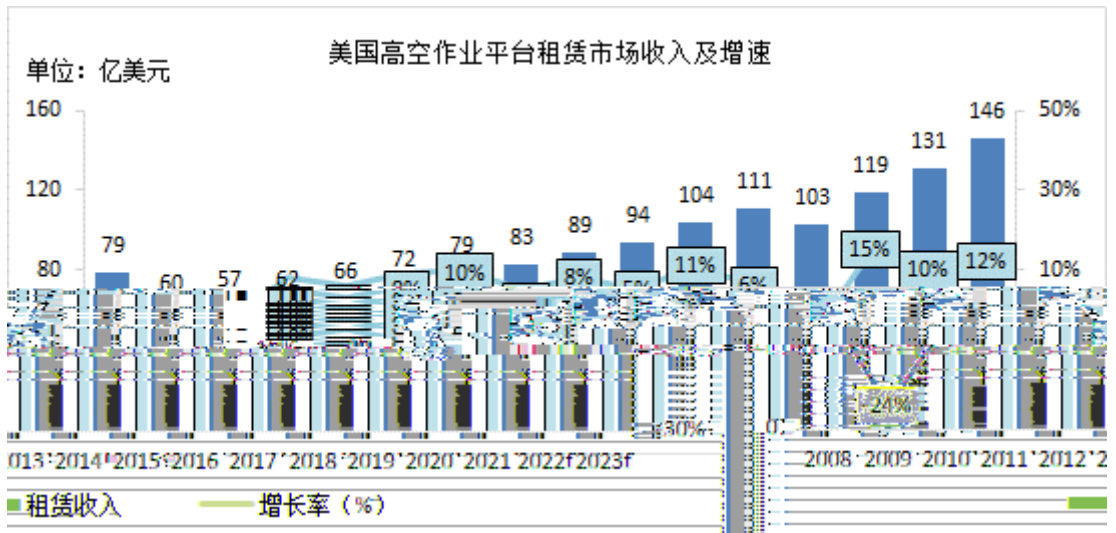


2021

IPAF Powered Access Rental Market Report 2022 - Global with all countries

1





15%

32.46

3%

30

7%

2

3

I PAF Powered Access

Rental Market Report 2022 2021

32.97

57%

109.82

47%

“ ” “ ”

“

”

“

%

2016

2022

95.44%

62.29%

97.22%

100%

16-44


150

44


454kg

32

1000kg







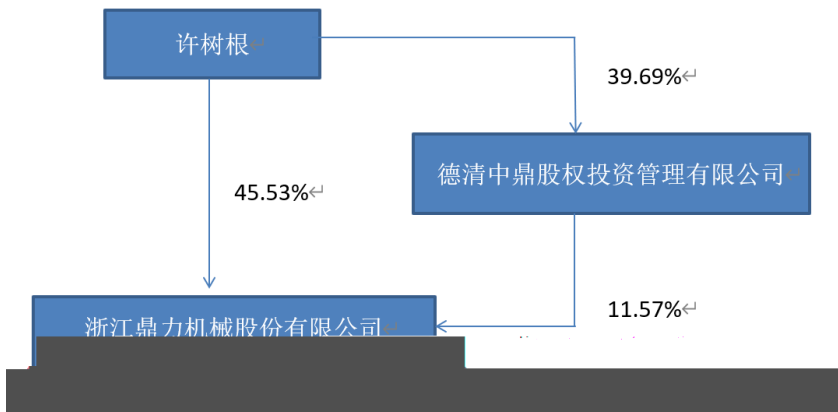
Access International "

3

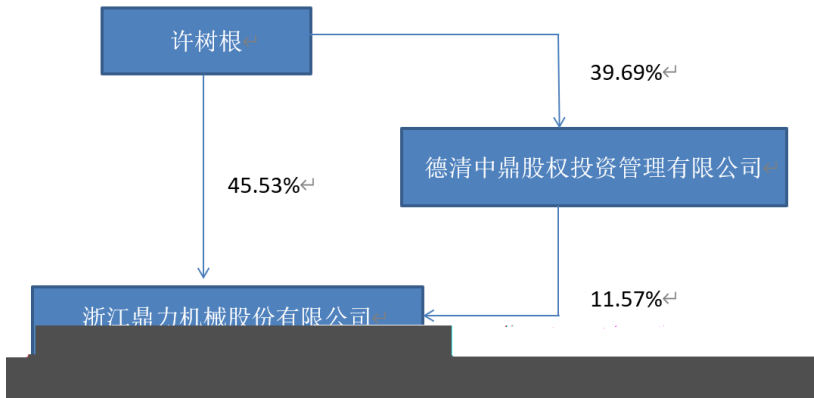
3.1 3

	2022	2021	(%)	2020
	11,801,808,510.70	9,574,469,629.61	23.26	5,869,032,275.04
	7,065,182,675.51	5,978,168,759.07	18.18	3,744,157,600.25
	5,445,152,632.63	4,939,315,984.85	10.24	2,956,758,302.06
	1,257,239,985.94	884,463,388.10	42.15	664,140,192.72
	1,233,091,494.05	859,497,377.48	43.47	626,077,412.96
	936,702,405.95	373,661,724.56	150.68	891,764,853.05
%	19.32	20.89	1.57	19.16
	2.48	1.82	3reW2	

						0	
10							
			(%)				
	0	230,564,600	45.53	0			
	0	58,589,180	11.57	0			
	-23,852,895	37,932,241	7.49	0			



4.3



4.4

10

5

	544,515.26	10.24%
125,724.00	42.15%	

2